



EPL154/185 & WPL181/201

Electric Pallet Truck 1.5 Tonn to 2.0 Tonn

- Optimized structure, easy operation
- New design of plug-in&out battery
- Rigorous design, stable operation
- Reliable drive system



www.scantruck.com.sg

Hotline: (+65)-6305-6600

Email: marketing@scantruck.com.sg

[GET YOUR FREE QUOTE](#)



FEATURE

■ Optimized structure, easy operation

The metal protective cover of battery can be flipped over, which can effectively protect the battery; The battery has simple cover with two combination modes, it can prevent the battery from plugging and unplugging at will.



■ New design of plug-in&out battery

The truck uses on-board chargers and it can be charged whenever and wherever you want.

The truck can be equipped with Li-Ion batteries of 30Ah, which can meet different kinds of working condition . Li-ion battery developed by EP is equipped with BMS(battery management system), which is more convenient to use.



■ Rigorous design, stable operation

It is equipped with industrial floating universal wheels as standard and offers great passability.



■ Reliable drive system

EPL154 adopts the same mature and reliable drive system of EPT20-15ET, and its gradeability can reach 10%.



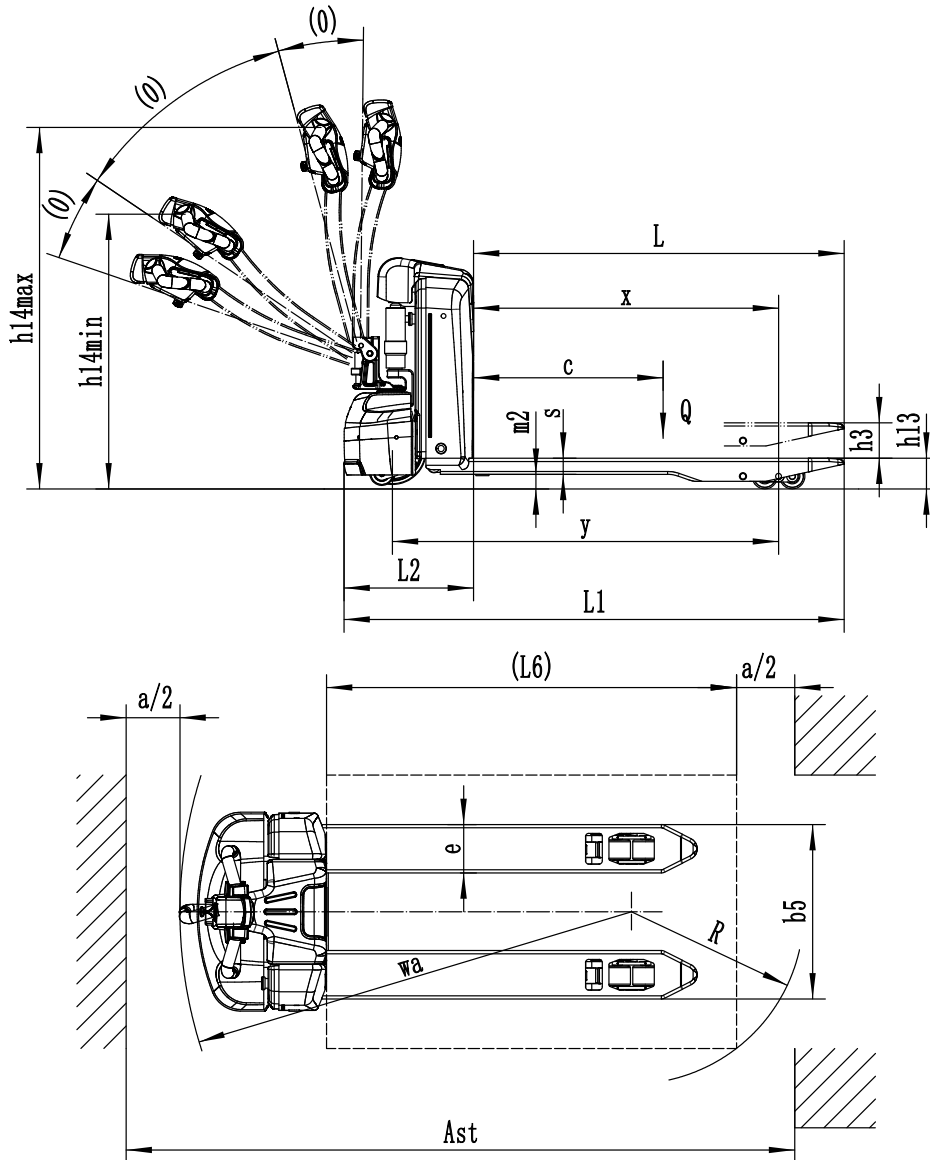
Electric Pallet Truck 1.5T

EPL154

Distinguishing mark				
1.1	Manufacturer			EP
1.2	Model designation			EPL154
1.3	Drive unit			Battery
1.4	Operator type			Pedestrian
1.5	rated capacity	Q	kg	1500
1.6	Load center distance	c	mm	600
1.8	Load distance	x	mm	940(875)
1.9	Wheelbase	y	mm	1200(1135)
Weight				
2.1	Service weight (include battery)		kg	150/(160)
2.2	Axle loading, laden driving side/loading side		kg	510/1140
2.3	Axle loading, unladen driving side/loading side		kg	120/30
Types,Chassis				
3.1	Tyre type driving wheels/loading wheels			PU/PU
3.2	Tyre size, driving wheels (diameter×width)		mm	Φ210×70
3.3	Tyre size, loading wheels (diameter×width)		mm	Φ80×60(Φ74×88)
3.4	Tyre size, caster wheels (diameter×width)		mm	Φ74×30
3.5	Wheels, number driving, caster/loading (x=drive wheels)		mm	1x, 2/4(1x, 2/2)
3.6	Track width, front,driving side	b10	mm	450
3.7	Track width,rear,loading side	b11	mm	390/(535)
Dimensions				
4.4	Lift height	h3	mm	115
4.9	Height drawbar in driving position min./max.	h14	mm	700/1260
4.15	Lowered height	h13	mm	80
4.19	Overall length	l1	mm	1550
4.20	Length to face of forks	l2	mm	400
4.21	Overall width	b1/ b2	mm	610(695)
4.22	Fork dimensions	s/ e/ l	mm	50×150×1150
4.25	Distance between fork-arms	b5	mm	540(685)
4.32	Ground clearance, center of wheelbase	m2	mm	30
4.34.1	Aisle width for pallets 1000 × 1200 crossways	Ast	mm	2145
4.34.2	Aisle width for pallets 800 × 1200 lengthways	Ast	mm	2050
4.35	Turning radius	Wa	mm	1330
Performance data				
5.1	Travel speed, laden/ unladen	km/ h	km/h	4.5/5
5.2	Lifting speed, laden/ unladen		m/ s	0.028/0.031
5.3	Lowering speed, laden/ unladen		m/ s	0.068/0.043
5.8	Max. gradeability, laden/unladen		%	6\16
5.10	Service brake type			electric
Electric-engine				
6.1	Drive motor rating S2 60 min		kW	0.75
6.2	Lift motor rating at S3 15%		kW	0.8
6.3	The maximum allowed size battery		mm	270*110*400
6.4	Battery voltage/nominal capacity K5		V/ Ah	24/30
6.5	Battery weight		kg	10
Addition data				
8.1	Type of drive control			DC
10.5	Steering type			mechanical
10.7	Sound pressure level at the driver's ear		dB (A)	<74

If there are improvements of technical parameters or configurations, no further notice will be given.
The diagram shown may contain non-standard configurations.

EPL154



Option:

Optional items		EPL154
1	Fork length	1150/900/1000/1220/1350/1500
2	Fork width	○540/○685
8	Double load wheel	●
9	Single load wheel	○
10	Driving wheel	-
11	Balance wheel	●
15	cold storage	-
17	Battery indicator with hour meter	●
18	Battery indicator without hour meter	-
19	Battery capacity	24V/30Ah
20	Lateral change battery	-
22	Water auto-filling system	-
25	Vertical handler working	●
31	half speed function in turning	-
32	Guard arm	-
33	Fork lowered height	-
34	Special backrest	-

Note: ● standard ○ option — NA

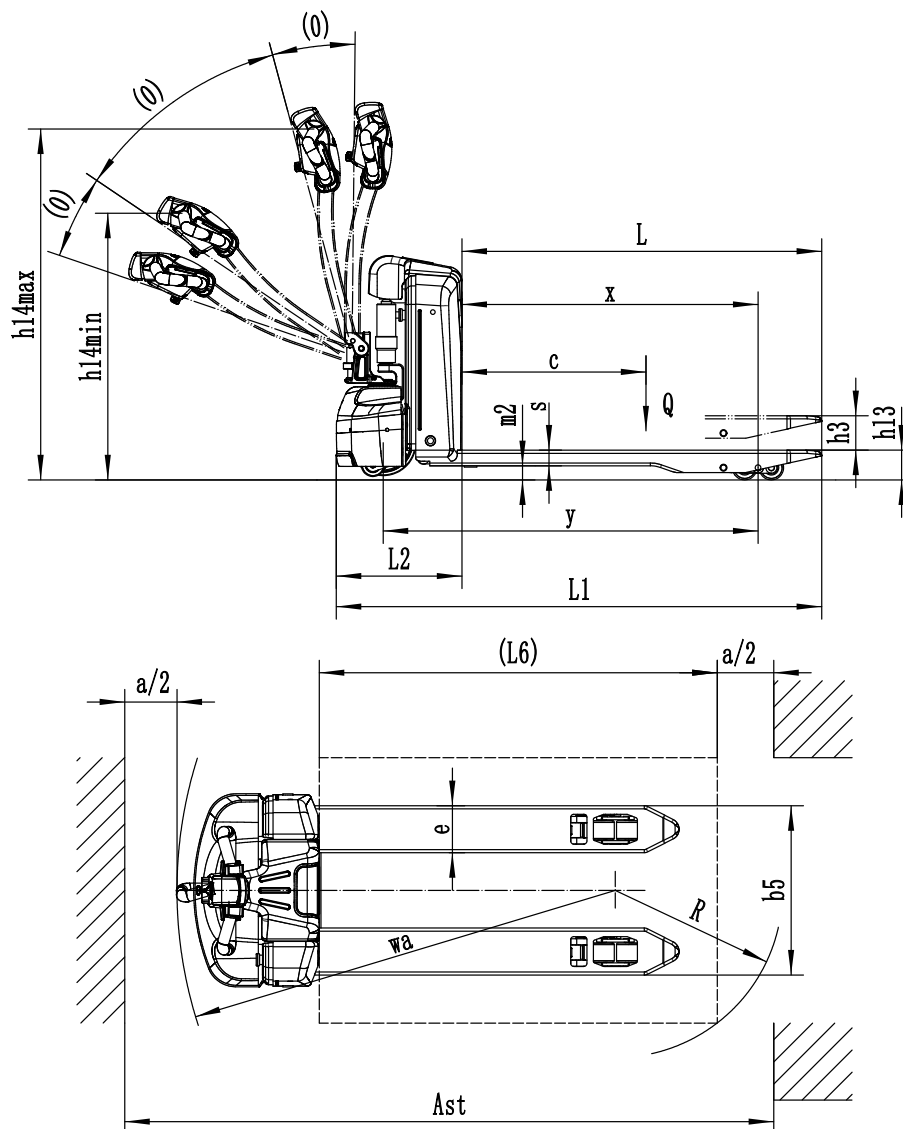
Electric Pallet Truck 1.8T

EPL185

Distinguishing mark				
1.1	Manufacturer			EP
1.2	Model designation			EPL185
1.3	Drive unit			Battery
1.4	Operator type			Pedestrian
1.5	rated capacity	Q	kg	1800
1.6	Load center distance	c	mm	600
1.8	Load distance	x	mm	940(875)
1.9	Wheelbase	y	mm	1200(1135)
Weight				
2.1	Service weight (include battery)		kg	160(170)
2.2	Axle loading, laden driving side/loading side		kg	660/1400
2.3	Axle loading, unladen driving side/loading side		kg	130/30
Types,Chassis				
3.1	Tyre type driving wheels/loading wheels			PU/PU
3.2	Tyre size, driving wheels (diameter×width)		mm	Φ210×70
3.3	Tyre size, loading wheels (diameter×width)		mm	Φ80×60(Φ74×88)
3.4	Tyre size, caster wheels (diameter×width)		mm	Φ74×30
3.5	Wheels, number driving, caster/loading (x=drive wheels)		mm	1x, 2/4(1x, 2/2)
3.6	Track width, front,driving side	b10	mm	450
3.7	Track width,rear,loading side	b11	mm	390/(535)
Dimensions				
4.4	Lift height	h3	mm	115
4.9	Height drawbar in driving position min./max.	h14	mm	700/1260
4.15	Lowered height	h13	mm	80
4.19	Overall length	l1	mm	1550
4.20	Length to face of forks	l2	mm	400
4.21	Overall width	b1/ b2	mm	610(695)
4.22	Fork dimensions	s/ e/ l	mm	50x150x1150
4.25	Distance between fork-arms	b5	mm	540(685)
4.32	Ground clearance, center of wheelbase	m2	mm	30
4.34.1	Aisle width for pallets 1000 × 1200 crossways	Ast	mm	2145
4.34.2	Aisle width for pallets 800 × 1200 lengthways	Ast	mm	2050
4.35	Turning radius	Wa	mm	1330
Performance data				
5.1	Travel speed, laden/ unladen	km/ h	km/h	5/5.5
5.2	Lifting speed, laden/ unladen		m/ s	0.020/0.025
5.3	Lowering speed, laden/ unladen		m/ s	0.065/0.030
5.8	Max. gradeability, laden/unladen		%	6\16
5.10	Service brake type			electric
Electric-engine				
6.1	Drive motor rating S2 60 min		kW	0.9
6.2	Lift motor rating at S3 15%		kW	0.8
6.3	The maximum allowed size battery		mm	270*110*440
6.4	Battery voltage/nominal capacity K5		V/ Ah	48/20 (30)
6.5	Battery weight		kg	14
Addition data				
8.1	Type of drive control			DC
10.5	Steering type			mechanical
10.7	Sound pressure level at the driver's ear		dB (A)	<74

If there are improvements of technical parameters or configurations, no further notice will be given.
The diagram shown may contain non-standard configurations.

EPL185



Option:

Optional items		EPL185
1	Fork length	1150/900/1000/1220/1350/1500
2	Fork width	○540/○685
8	Double load wheel	●
9	Single load wheel	○
10	Driving wheel	-
11	Balance wheel	●
15	cold storage	-
17	Battery indicator with hour meter	●
18	Battery indicator without hour meter	-
19	Battery capacity	48V/20Ah (30AH)
20	Lateral change battery	-
22	Water auto-filling system	-
25	Vertical handler working	●
31	half speed function in turning	-
32	Guard arm	-
33	Fork lowered height	-
34	Special backrest	-

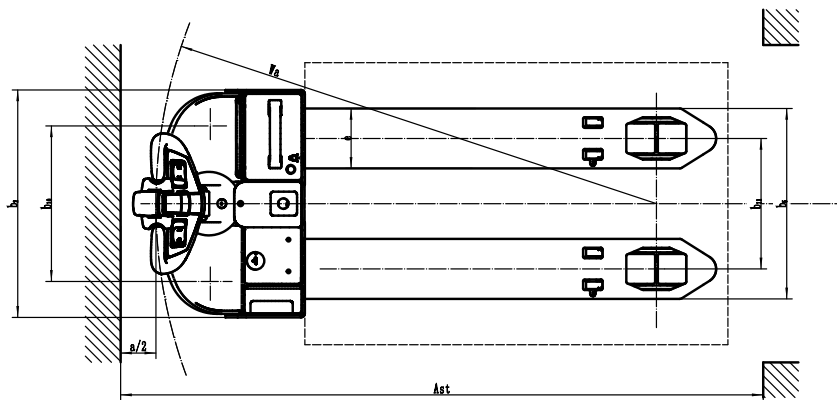
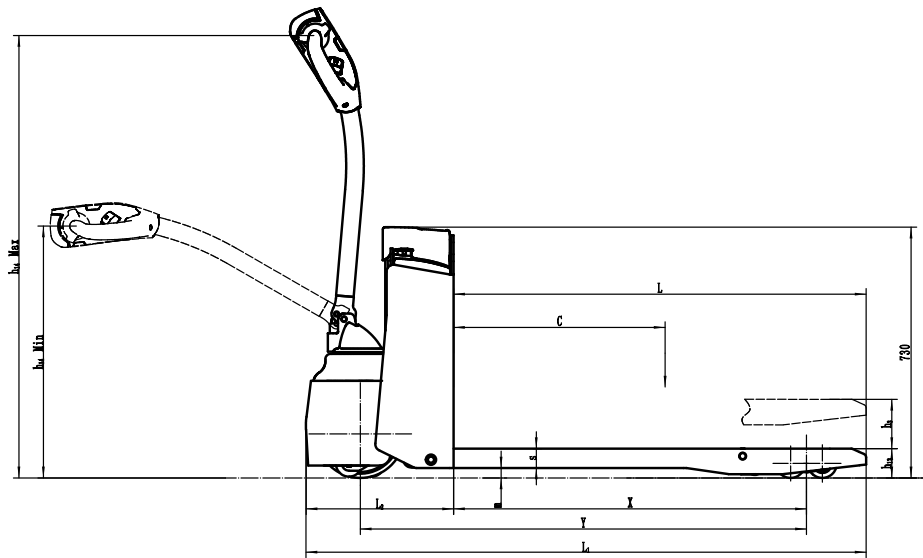
Note: ● standard ○ option — NA

Electric Pallet Truck 1.8/2.0T

WPL181/WPL201

Distinguishing mark					
1.1	Manufacturer			EP	EP
1.2	Model designation			WPL181	WPL201
1.3	Drive unit			Electrics	Electrics
1.4	Operator type			Pedestrian	Pedestrian
1.5	rated capacity	Q	kg	1800	2000
1.6	Load center distance	c	mm	600	600
1.8	Load distance	x	mm	1000	1000
1.9	Wheelbase	y	mm	1268	1268
Weight					
2.1	Service weight (include battery)		kg	250	250
2.2	Axle loading, laden driving side/loading side		kg	685/1565	685/1565
2.3	Axle loading, unladen driving side/loading side		kg	185/65	185/65
Types,Chassis					
3.1	Tyre type driving wheels/loading wheels			Polyurethane/Polyurethane	Polyurethane/Polyurethane
3.2	Tyre size, driving wheels (diameter×width)		mm	Φ250×102	Φ250×102
3.3	Tyre size, loading wheels (diameter×width)		mm	2×Φ82x85/ Φ82×115	2×Φ82x85/ Φ82×115
3.4	Tyre size, caster wheels (diameter×width)		mm	Φ74x48	Φ74x48
3.5	Wheels, number driving, caster/loading (x=drive wheels)		mm	1× +2/4 / 1× +2/2	1× +2/4 / 1× +2/2
3.6	Track width, front,driving side	b10	mm	441	441
3.7	Track width,rear,loading side	b11	mm	370 / 515	370 / 515
Dimensions					
4.4	Lift height	h3	mm	140	140
4.9	Height drawbar in driving position min./max.	h14	mm	716 / 1240	716 / 1240
4.15	Lowered height	h13	mm	82.5	82.5
4.19	Overall length	l1	mm	1592	1592
4.20	Length to face of forks	l2	mm	423	423
4.21	Overall width	b1/ b2	mm	645 / 625	645 / 625
4.22	Fork dimensions	s/ e/ l	mm	55×170×1170	55×170×1170
4.25	Distance between fork-arms	b5	mm	540 / 685	540 / 685
4.32	Ground clearance, center of wheelbase	m2	mm	27	27
4.34.1	Aisle width for pallets 1000 × 1200 crossways	Ast	mm	1850	1850
4.34.2	Aisle width for pallets 800 × 1200 lengthways	Ast	mm	2050	2050
4.35	Turning radius	Wa	mm	1428	1428
Performance data					
5.1	Travel speed, laden/ unladen	km/ h	km/h	5 / 5.5	5 / 5.5
5.2	Lifting speed, laden/ unladen		m/ s	0.028 / 0.04	0.028 / 0.04
5.3	Lowering speed, laden/ unladen		m/ s	0.04 / 0.022	0.04 / 0.022
5.8	Max. gradeability, laden/unladen		%	8 / 16	8 / 16
5.10	Service brake type			Electromagnetic	Electromagnetic
Electric-engine					
6.1	Drive motor rating S2 60 min		kW	0.75	0.75
6.2	Lift motor rating at S3 15%		kW	0.84	0.84
6.3	The maximum allowed size battery		mm	245×160×380	245×160×380
6.4	Battery voltage/nominal capacity K5		V/ Ah	48/20 (Li-ion)	48/30 (Li-ion)
6.5	Battery weight		kg	14	14
Addition data					
8.1	Type of drive control			DC	DC
10.5	Steering type			Mechanical	Mechanical
10.7	Sound pressure level at the driver's ear		dB (A)	74	74

If there are improvements of technical parameters or configurations, no further notice will be given.
The diagram shown may contain non-standard configurations.



Option

Optional items		WPL181	WPL201
1	Fork length*width	●1170*540 ○850/1000*540 ○850/1000/1300/1450/1600/1170*685	●1170*540 ○850/1000*540 ○850/1000/1300/1450/1600/1170*685
2	load wheel	●double ○single	●double ○single
3	Driving wheel	●	●
4	Caster wheel	○	●
5	cold storage	—	—
6	Battery indicator with hour meter	●	●
7	Battery indicator without hour meter	—	—
8	Battery capacity	●20AH	●30AH
9	Lateral change battery	—	—
10	Water auto-filling system	—	—
11	Vertical handler working	●	●
12	half speed function in turning	—	—
13	Guard arm	—	—
14	Fork lowered height	—	—
15	Special backrest	○48in/60in	○48in/60in
16	Cover	○	●
17	Pinpad	○	○
18	External charger	○	○
Note: ● standard ○ option — NA			